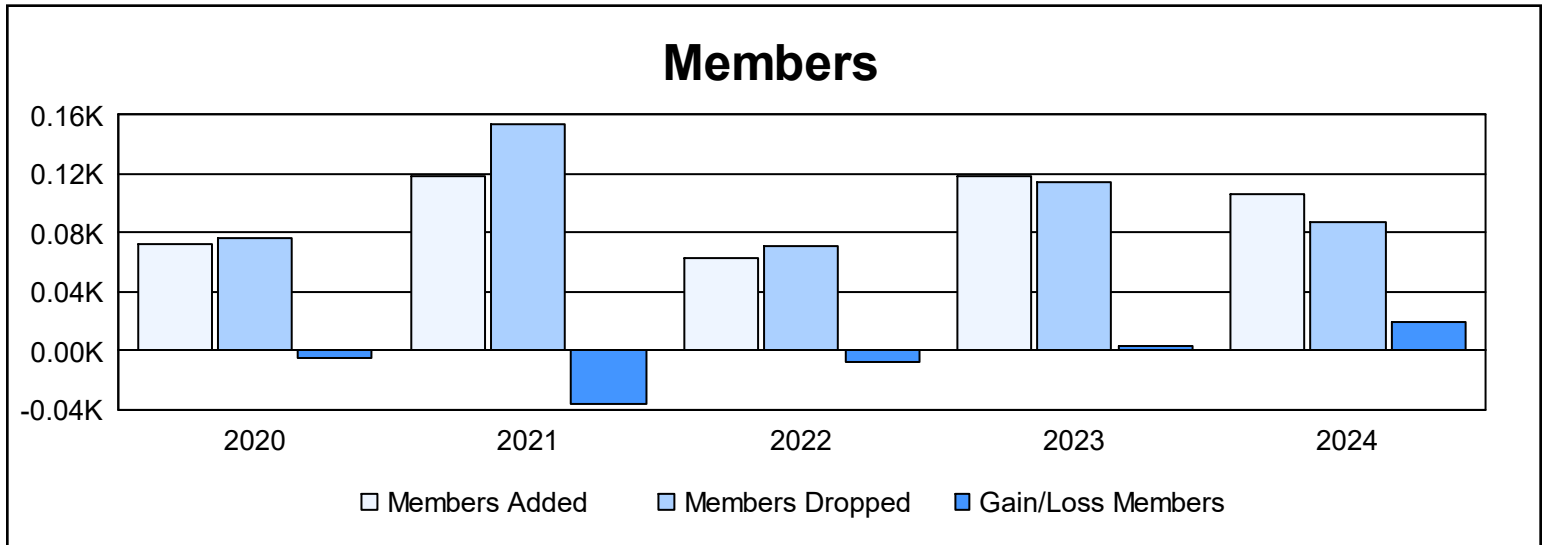
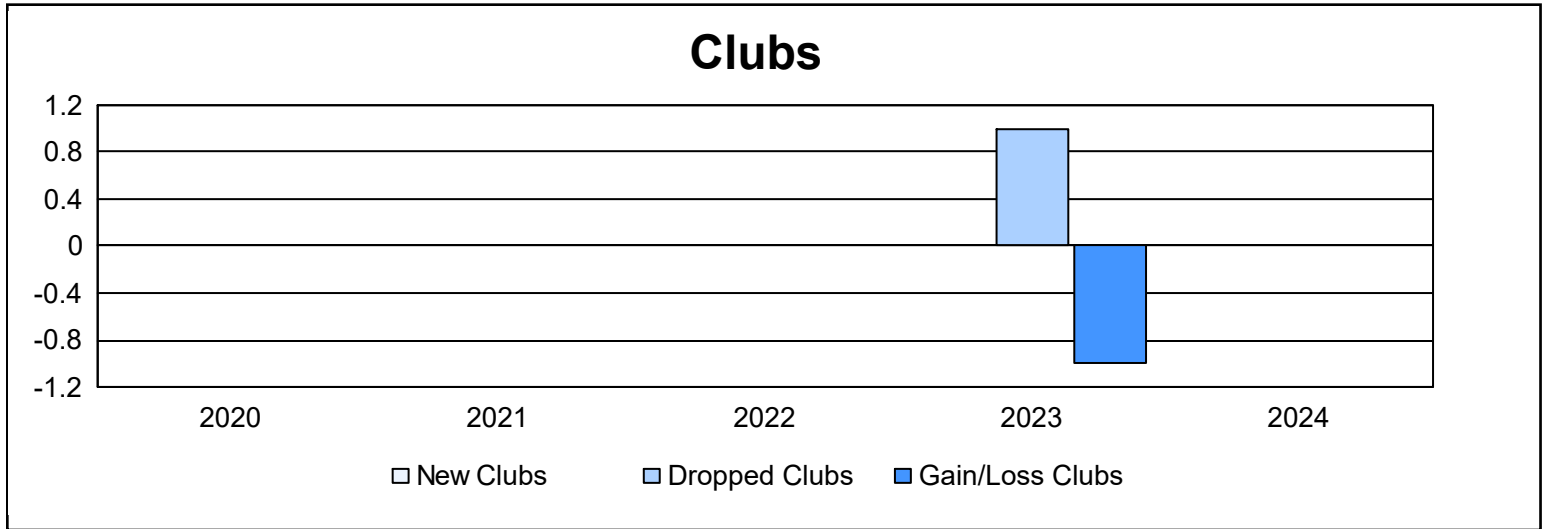
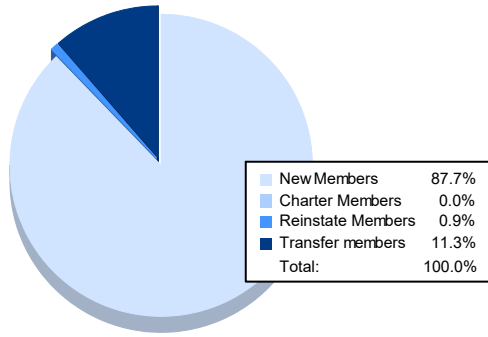


Year	New Clubs	Dropped Clubs	Gain/ Loss Clubs	New Members	Charter Members	Reinstate Members	Transfer Members	Total Member Added	Total Members Dropped	Gain/ Loss Members
2019-2020	0	0	0	70	1	0	1	72	77	-5
2020-2021	0	0	0	30	10	78	0	118	154	-36
2021-2022	0	0	0	62	0	0	1	63	71	-8
2022-2023	0	1	-1	103	2	7	6	118	115	3
2023-2024	0	0	0	93	0	1	12	106	87	19
<b>Average</b>	<b>0</b>	<b>0</b>	<b>0</b>	<b>72</b>	<b>3</b>	<b>17</b>	<b>4</b>	<b>95</b>	<b>101</b>	<b>-5</b>



### Membership Composition June 2024 Cumulative



### Gender Composition June 2024 Cumulative

